
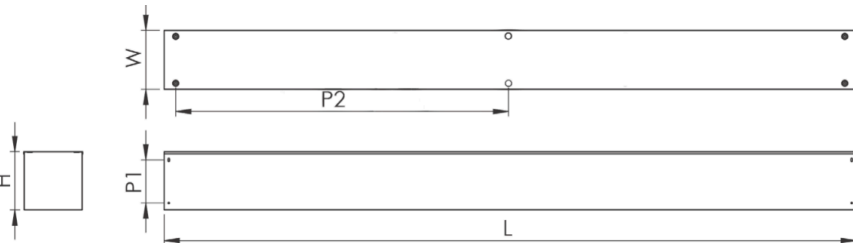


MTT122 Steel Trunking System Product Data Sheet

Product Range	Steel Trunking System	<p>Images for reference only</p>  <p>Range of fittings available:</p> <table border="0"> <tr> <td>MTT122GBT90</td> <td>90° BEND TOP LID</td> </tr> <tr> <td>MTT122GBI90</td> <td>90° BEND INSIDE LID</td> </tr> <tr> <td>MTT122GBO90</td> <td>90° BEND OUTSIDE LID</td> </tr> <tr> <td>MTT122GBT45</td> <td>45° BEND TOP LID</td> </tr> <tr> <td>MTT122GBI45</td> <td>45° BEND INSIDE LID</td> </tr> <tr> <td>MTT122GBO45</td> <td>45° BEND OUTSIDE LID</td> </tr> <tr> <td>MTT122GTT</td> <td>TEE TOP LID</td> </tr> <tr> <td>MTT122GTI</td> <td>TEE INSIDE LID</td> </tr> <tr> <td>MTT122GTO</td> <td>TEE OUTSIDE LID</td> </tr> <tr> <td>MTT122EC</td> <td>END CAP</td> </tr> <tr> <td>MTT122TH</td> <td>TRUNKING HANGER</td> </tr> <tr> <td>MTT122UC</td> <td>U SHAPED COUPLER</td> </tr> </table>	MTT122GBT90	90° BEND TOP LID	MTT122GBI90	90° BEND INSIDE LID	MTT122GBO90	90° BEND OUTSIDE LID	MTT122GBT45	45° BEND TOP LID	MTT122GBI45	45° BEND INSIDE LID	MTT122GBO45	45° BEND OUTSIDE LID	MTT122GTT	TEE TOP LID	MTT122GTI	TEE INSIDE LID	MTT122GTO	TEE OUTSIDE LID	MTT122EC	END CAP	MTT122TH	TRUNKING HANGER	MTT122UC	U SHAPED COUPLER
MTT122GBT90	90° BEND TOP LID																									
MTT122GBI90	90° BEND INSIDE LID																									
MTT122GBO90	90° BEND OUTSIDE LID																									
MTT122GBT45	45° BEND TOP LID																									
MTT122GBI45	45° BEND INSIDE LID																									
MTT122GBO45	45° BEND OUTSIDE LID																									
MTT122GTT	TEE TOP LID																									
MTT122GTI	TEE INSIDE LID																									
MTT122GTO	TEE OUTSIDE LID																									
MTT122EC	END CAP																									
MTT122TH	TRUNKING HANGER																									
MTT122UC	U SHAPED COUPLER																									
Description	300x50 Turnbuckle Trunking																									
Key Features	<p>Lid is secured using turnbuckles for quick fitting.</p> <p>6 turnbuckles per 3 metre length.</p> <p>Coupler included as standard.</p> <p>System certified to IP4X</p> <p>Trunking is designed such that the main body carries the weight of cables. Trunking should NOT be installed in any way that causes the lid to carry the cable weight.</p>																									
Material(s)	Manufactured from 1.1mm continuously hot dipped zinc coated low carbon steel strip to BS EN 10346.																									
Compliance / Standards(s)	<p>CE & UKCA Marked</p> <p>Low Voltage Directive 2014/35/EU</p> <p>The Electrical Equipment (Safety) Regulations 2016</p> <p>BS 7671:2018</p> <p>BS EN 50085-1:2005+A1:2013</p> <p>BS EN 50085-2-1:2006+A1:2011</p>																									
Packaging	Recyclable																									

Dimensions: mm

H	52 mm
W	302 mm
L	3000 mm
P1	N/A Single hole
P2	1350 mm



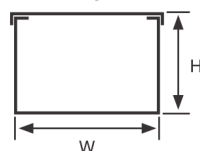
Multi compartment Options - Trunking and accessories are supplied with equal compartments as standard.

Trunking Weights:

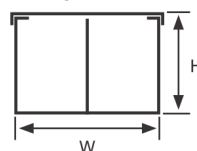
1 Compartment	2 Compartment	3 Compartment
20.041 Kg	N/A	N/A

The approximate weights given are for pre-galvanised finish only, in kilograms (nominal) and subject to material thickness tolerance.

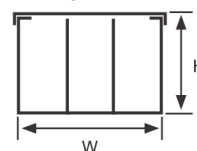
1 Compartment



2 Compartments

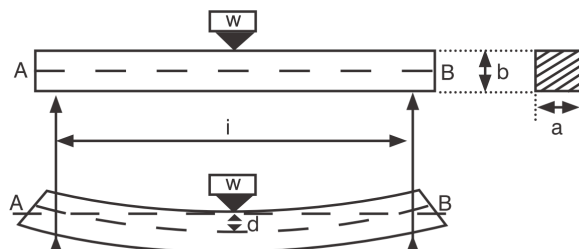


3 Compartments



Deflection Test

The data shown below was gathered in tests by manufacturer and is given in good faith. It does not, however, constitute a warranty nor imply any guarantee.



Part Code	axb	Kg/m	Initial Reading (mm)	Final Reading (mm)	Deflection (mm)	Deflection (%)
MMT22	50x50	2.50	219.5	220.5	1.0	0.050
MMT32	75x50	3.75	222.5	222.5	0.0	0.000
MMT33	75x75	5.63	196.5	198.0	1.5	0.075
MMT42	100x50	5.00	220.5	222.5	2.0	0.100
MMT43	100x75	7.50	196.5	198.0	1.5	0.075
MMT44	100x100	10.00	172.0	172.5	0.5	0.025
MMT62	150x50	7.50	222.5	223.5	1.0	0.050
MMT63	150x75	11.25	197.5	198.0	0.5	0.025
MMT64	150x100	15.00	174.5	172.5	2.0	0.100
MMT66	150x150	22.50	172.5	171.5	0.5	0.025

Cable Capacity (maximum no. of cables 600/1000V PVC insulation)

Part Code	cable size										
	1.5	2.5	4	6	10	16	25	35	50	70	95
MMT22	120	82	62	48	29	21	14	11	8	6	4
MMT32	180	123	93	73	44	32	21	16	12	9	6
MMT33	275	188	142	111	67	49	32	25	18	14	10
MMT42	243	165	125	98	59	43	28	22	16	12	9
MMT43	370	253	192	150	90	66	43	34	24	19	13
MMT44	494	337	256	200	120	88	57	45	33	25	18
MMT62	359	245	186	145	87	64	41	33	24	18	13
MMT63	551	376	285	223	134	99	64	50	36	28	20
MMT64	743	507	385	301	181	133	86	68	49	38	27
MMT66	1127	769	584	457	274	202	131	103	75	57	42