
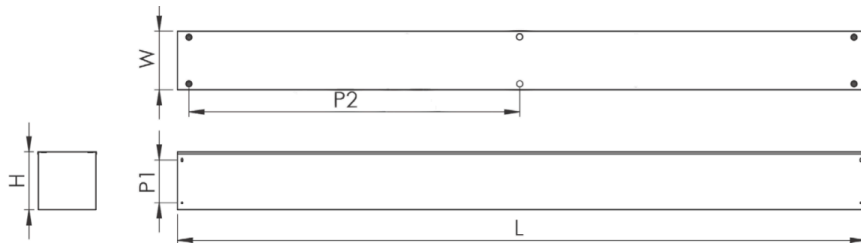


MTT126 Steel Trunking System Product Data Sheet

| | | | | | | | | | | | | | | | | | | | | | | | | | | |
|---------------------------|--------------------------------------------------------------------------------------------------------------------------------------------------------------------------------------------------------------------------------------------------------------------------------------------------------------------------------------------------------------|-------------------------------------------------------------------------------------------------------------------------------------------------------------------------------------------------------------------------------------------------------------------------------------------------------------------------------------------------------------------------------------------------------------------------------------------------------------------------------------------------------------------------------------------------------------------------------------------------------------------------------------------------------------------------------------------------------------------------------------------------------------------------------------------------------------------------------------------------------|-------------|------------------|-------------|---------------------|-------------|----------------------|-------------|------------------|-------------|---------------------|-------------|----------------------|-----------|-------------|-----------|----------------|-----------|-----------------|----------|---------|----------|-----------------|----------|------------------|
| Product Range | Steel Trunking System | <p>Images for reference only</p>  <p>Range of fittings available:</p> <table border="0"> <tr><td>MTT126GBT90</td><td>90° BEND TOP LID</td></tr> <tr><td>MTT126GBI90</td><td>90° BEND INSIDE LID</td></tr> <tr><td>MTT126GBO90</td><td>90° BEND OUTSIDE LID</td></tr> <tr><td>MTT126GBT45</td><td>45° BEND TOP LID</td></tr> <tr><td>MTT126GBI45</td><td>45° BEND INSIDE LID</td></tr> <tr><td>MTT126GBO45</td><td>45° BEND OUTSIDE LID</td></tr> <tr><td>MTT126GTT</td><td>TEE TOP LID</td></tr> <tr><td>MTT126GTI</td><td>TEE INSIDE LID</td></tr> <tr><td>MTT126GTO</td><td>TEE OUTSIDE LID</td></tr> <tr><td>MTT126EC</td><td>END CAP</td></tr> <tr><td>MTT126TH</td><td>TRUNKING HANGER</td></tr> <tr><td>MTT126UC</td><td>U SHAPED COUPLER</td></tr> </table> | MTT126GBT90 | 90° BEND TOP LID | MTT126GBI90 | 90° BEND INSIDE LID | MTT126GBO90 | 90° BEND OUTSIDE LID | MTT126GBT45 | 45° BEND TOP LID | MTT126GBI45 | 45° BEND INSIDE LID | MTT126GBO45 | 45° BEND OUTSIDE LID | MTT126GTT | TEE TOP LID | MTT126GTI | TEE INSIDE LID | MTT126GTO | TEE OUTSIDE LID | MTT126EC | END CAP | MTT126TH | TRUNKING HANGER | MTT126UC | U SHAPED COUPLER |
| MTT126GBT90 | 90° BEND TOP LID | | | | | | | | | | | | | | | | | | | | | | | | | |
| MTT126GBI90 | 90° BEND INSIDE LID | | | | | | | | | | | | | | | | | | | | | | | | | |
| MTT126GBO90 | 90° BEND OUTSIDE LID | | | | | | | | | | | | | | | | | | | | | | | | | |
| MTT126GBT45 | 45° BEND TOP LID | | | | | | | | | | | | | | | | | | | | | | | | | |
| MTT126GBI45 | 45° BEND INSIDE LID | | | | | | | | | | | | | | | | | | | | | | | | | |
| MTT126GBO45 | 45° BEND OUTSIDE LID | | | | | | | | | | | | | | | | | | | | | | | | | |
| MTT126GTT | TEE TOP LID | | | | | | | | | | | | | | | | | | | | | | | | | |
| MTT126GTI | TEE INSIDE LID | | | | | | | | | | | | | | | | | | | | | | | | | |
| MTT126GTO | TEE OUTSIDE LID | | | | | | | | | | | | | | | | | | | | | | | | | |
| MTT126EC | END CAP | | | | | | | | | | | | | | | | | | | | | | | | | |
| MTT126TH | TRUNKING HANGER | | | | | | | | | | | | | | | | | | | | | | | | | |
| MTT126UC | U SHAPED COUPLER | | | | | | | | | | | | | | | | | | | | | | | | | |
| Description | 300x150 Turnbuckle Trunking | | | | | | | | | | | | | | | | | | | | | | | | | |
| Key Features | <p>Lid is secured using turnbuckles for quick fitting.</p> <p>6 turnbuckles per 3 metre length.</p> <p>Coupler included as standard.</p> <p>System certified to IP4X</p> <p>Trunking is designed such that the main body carries the weight of cables. Trunking should NOT be installed in any way that causes the lid to carry the cable weight.</p> | | | | | | | | | | | | | | | | | | | | | | | | | |
| Material(s) | Manufactured from 1.1mm continuously hot dipped zinc coated low carbon steel strip to BS EN 10346. | | | | | | | | | | | | | | | | | | | | | | | | | |
| Compliance / Standards(s) | <p>CE & UKCA Marked</p> <p>Low Voltage Directive 2014/35/EU</p> <p>The Electrical Equipment (Safety) Regulations 2016</p> <p>BS 7671:2018</p> <p>BS EN 50085-1:2005+A1:2013</p> <p>BS EN 50085-2-1:2006+A1:2011</p> | | | | | | | | | | | | | | | | | | | | | | | | | |
| Packaging | Recyclable | | | | | | | | | | | | | | | | | | | | | | | | | |

Dimensions: mm

| | |
|----|---------|
| H | 152 mm |
| W | 302 mm |
| L | 3000 mm |
| P1 | 87 mm |
| P2 | 1350 mm |

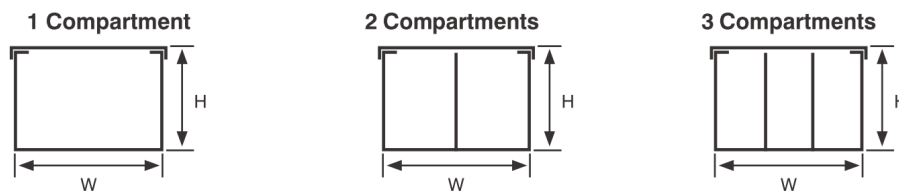


Multi compartment Options - Trunking and accessories are supplied with equal compartments as standard.

Trunking Weights:

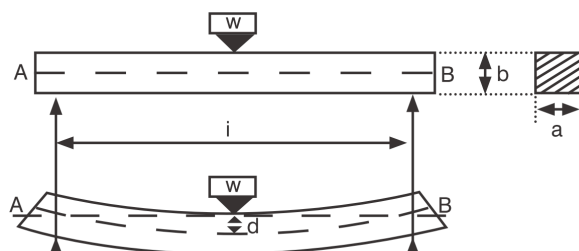
| 1 Compartment | 2 Compartment | 3 Compartment |
|---------------|---------------|---------------|
| 25.478 Kg | N/A | N/A |

The approximate weights given are for pre-galvanised finish only, in kilograms (nominal) and subject to material thickness tolerance.



Deflection Test

The data shown below was gathered in tests by manufacturer and is given in good faith. It does not, however, constitute a warranty nor imply any guarantee.



| Part Code | axb | Kg/m | Initial Reading (mm) | Final Reading (mm) | Deflection (mm) | Deflection (%) |
|-----------|---------|-------|----------------------|--------------------|-----------------|----------------|
| MMT22 | 50x50 | 2.50 | 219.5 | 220.5 | 1.0 | 0.050 |
| MMT32 | 75x50 | 3.75 | 222.5 | 222.5 | 0.0 | 0.000 |
| MMT33 | 75x75 | 5.63 | 196.5 | 198.0 | 1.5 | 0.075 |
| MMT42 | 100x50 | 5.00 | 220.5 | 222.5 | 2.0 | 0.100 |
| MMT43 | 100x75 | 7.50 | 196.5 | 198.0 | 1.5 | 0.075 |
| MMT44 | 100x100 | 10.00 | 172.0 | 172.5 | 0.5 | 0.025 |
| MMT62 | 150x50 | 7.50 | 222.5 | 223.5 | 1.0 | 0.050 |
| MMT63 | 150x75 | 11.25 | 197.5 | 198.0 | 0.5 | 0.025 |
| MMT64 | 150x100 | 15.00 | 174.5 | 172.5 | 2.0 | 0.100 |
| MMT66 | 150x150 | 22.50 | 172.5 | 171.5 | 0.5 | 0.025 |

Cable Capacity (maximum no. of cables 600/1000V PVC insulation)

| Part Code | cable size | | | | | | | | | | |
|-----------|------------|-----|-----|-----|-----|-----|-----|-----|----|----|----|
| | 1.5 | 2.5 | 4 | 6 | 10 | 16 | 25 | 35 | 50 | 70 | 95 |
| MMT22 | 120 | 82 | 62 | 48 | 29 | 21 | 14 | 11 | 8 | 6 | 4 |
| MMT32 | 180 | 123 | 93 | 73 | 44 | 32 | 21 | 16 | 12 | 9 | 6 |
| MMT33 | 275 | 188 | 142 | 111 | 67 | 49 | 32 | 25 | 18 | 14 | 10 |
| MMT42 | 243 | 165 | 125 | 98 | 59 | 43 | 28 | 22 | 16 | 12 | 9 |
| MMT43 | 370 | 253 | 192 | 150 | 90 | 66 | 43 | 34 | 24 | 19 | 13 |
| MMT44 | 494 | 337 | 256 | 200 | 120 | 88 | 57 | 45 | 33 | 25 | 18 |
| MMT62 | 359 | 245 | 186 | 145 | 87 | 64 | 41 | 33 | 24 | 18 | 13 |
| MMT63 | 551 | 376 | 285 | 223 | 134 | 99 | 64 | 50 | 36 | 28 | 20 |
| MMT64 | 743 | 507 | 385 | 301 | 181 | 133 | 86 | 68 | 49 | 38 | 27 |
| MMT66 | 1127 | 769 | 584 | 457 | 274 | 202 | 131 | 103 | 75 | 57 | 42 |